



Sparkasse App: Initial Setup and Functions

www.sparkasse-leipzig.de/app

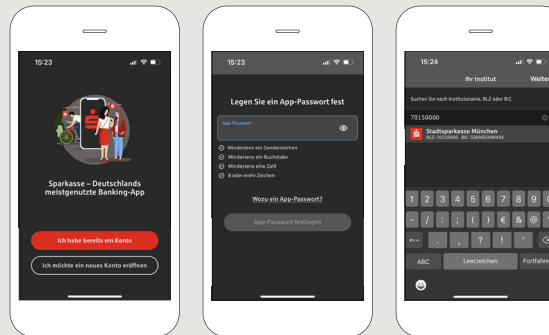


Please have the login details for your online banking to hand. We recommend using the Sparkasse App in conjunction with the code-generating S-push TAN App, as the two apps are designed to work in perfect unison. The following description applies for the iOS operating system. The procedure may vary slightly for other mobile operating systems.

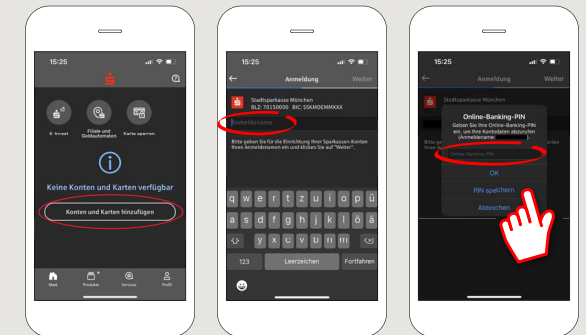
1 Download the **Sparkasse App** for your smartphone from the App Store.



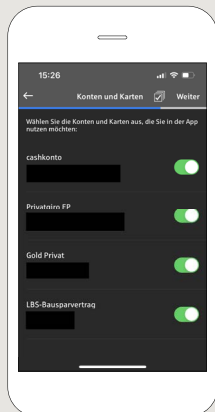
2 Select **"I already have an account"**. Then set your personal app password and enter your bank code.



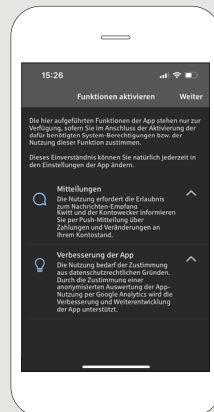
3 Now please register your account by entering your login name and your online banking PIN. This concludes the setup of the app.



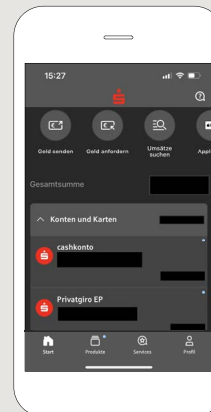
4 All accounts connected to this online banking contract are now enabled for the app. The backup procedure is transferred automatically.



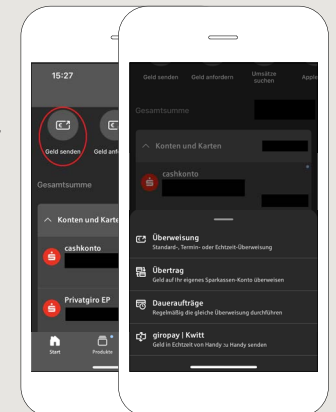
5 We recommend activating push-notifications



In the next step, you will see an overview (financial overview) of your accounts.



6 You can find the functions for transactions, carryovers, standing orders and **Giropay/Kwitt** via your financial overview under **"Send Money"**.



DO YOU HAVE ANY QUESTIONS ABOUT THE SPARKASSE APP?

Customer Contact Center: You can contact us on 0341 986-0 Mon – Fri from 8:00 am to 6:30 pm.

Further information about the Sparkasse app is available at: www.sparkasse-leipzig.de/app

YOU CAN ALSO CONTACT US AT:

Online banking support for private customers
Telephone: 0341 986-4777
Available: Mon – Fri from 8:00 am to 6:30 pm

Sparkasse App: Initial Setup and Functions

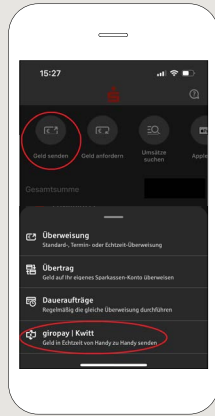
www.sparkasse-leipzig.de/app



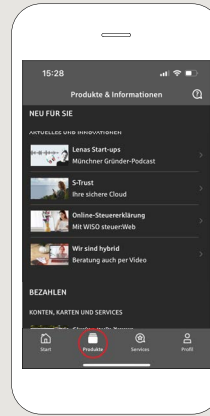
Please have the login details for your online banking to hand. We recommend using the Sparkasse App in conjunction with the code-generating S-push TAN App, as the two apps are designed to work in perfect unison. The following description applies for the iOS operating system. The procedure may vary slightly for other mobile operating systems.

7 It is possible to send and request money in an easy, secure fashion with **giropay|Kwitt**. All you need is the recipient's mobile number.

This is how it works: Select **"Send Money"** in your financial overview and **"giropay|Kwitt"** in the bottom tab. Select the desired person from your contact list. Enter the amount that you want to send or request – up to EUR 30 without entering a TAN code.

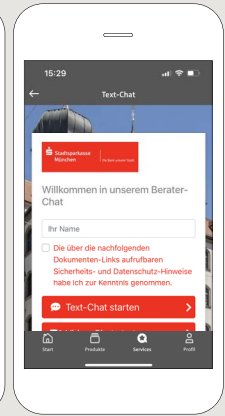
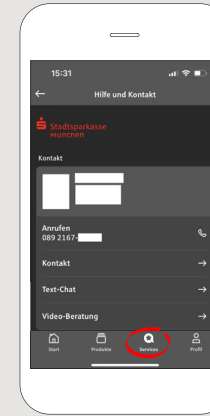


8 You can find **Sparkasse Leipzig** products and special app offers under **"Products"**.



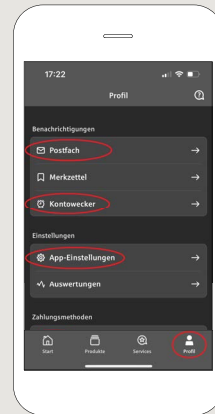
9 You can select your contact partner under **"Services"**. From here, it is possible to contact an advisor by phone or text chat and quickly find the answer to your question.

Simply provide your name to start the chat.

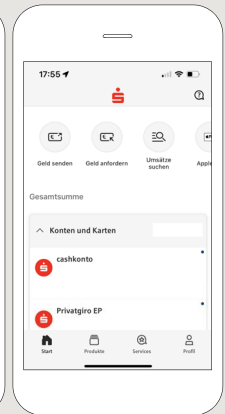
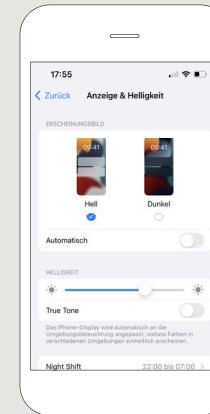


Tip: If you need to arrange for a card lock in an emergency, you will find the **"Card lock"** section with the associated blocking emergency number further down on the same page.

10 You can access your inbox under **"Profile"**. This is also where you can manage other app settings, the account alarm and digital payment methods (e.g. Apple Pay).



11 **"Darkmode"** is now available on the app for the first time, as can be seen in the example images. This can be adjusted using the relevant setting in the iOS system. If you prefer the light design, you need to select **"Settings" > "Display & Brightness" > "Light"** on your iPhone.



DO YOU HAVE ANY QUESTIONS ABOUT THE SPARKASSE APP?

Customer Contact Center: You can contact us on 0341 986-0 Mon – Fri from 8:00 am to 6:30 pm.

Further information about the Sparkasse app is available at: www.sparkasse-leipzig.de/app

YOU CAN ALSO CONTACT US AT:

Online banking support for private customers
Telephone: 0341 986-4777
Available: Mon – Fri from 8:00 am to 6:30 pm